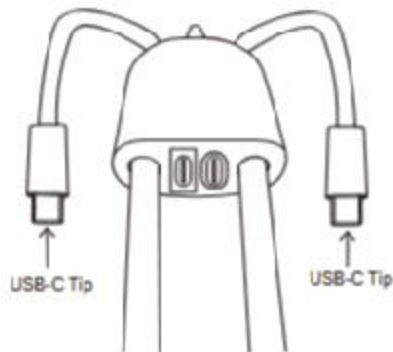
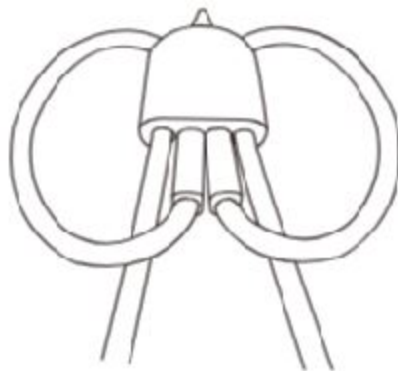




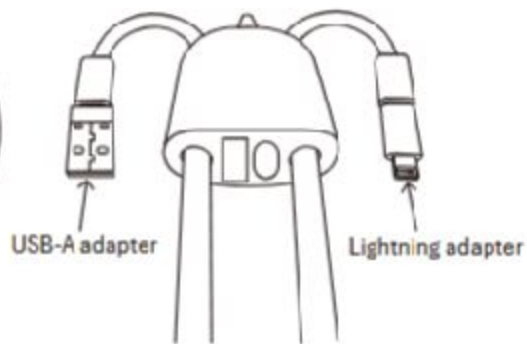
Additional USB-A adapter and Additional Lightning adapter are stored inside as arrow showed.



Pull out the USB-C tip/s of the cables from the opposite side.



Insert the USB-C tip/s into the additional adapter/s to finish the connections.



Pull the cables out. Then insert the USB-A adapter to a power source and insert the lightning adapter to the matching device for charging.



Step 1 - Put the patch through the hole of your phone case



Step 2 - Put your phone into the phone case



Step 3 - Attach the swivel lobster clip to the ring on the patch

Model: EAC-FL26
Made in China