

## SENSO® 360 Explorer 16oz Eco-Friendly Leak Proof Vacuum Tumbler

DSB-EP26

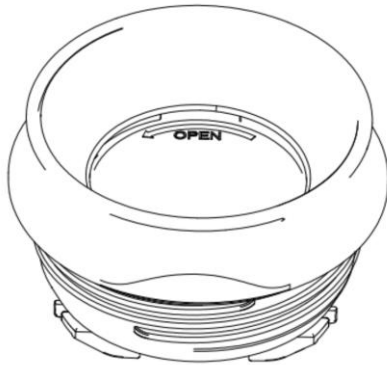
Congratulations on your new distinctive drinkware!

Here are a few helpful tips to enhance your enjoyment.

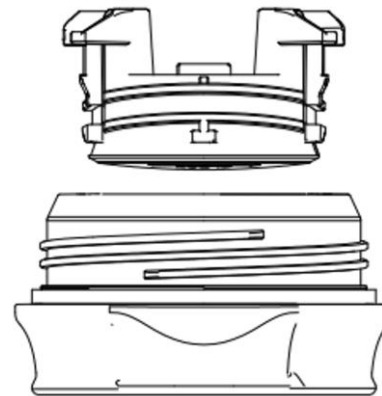
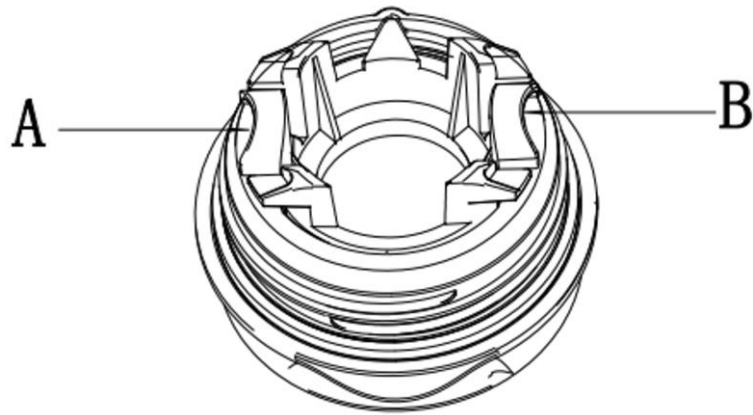
- Wash all parts in warm soapy water before using. Do not use cleansers with bleach or chlorine to clean this product.
- Lid is designed for easy disassembling and cleaning.
- Lid is top rack dishwasher safe. Tumbler itself is not for use in a microwave oven and is not dishwasher safe. Recommended to hand wash only.
- This product is able to keep liquids hot or cold for a considerable period of time.
- Please allow hot liquids to cool down to a drinkable temperature before securing lid.
- Do not over fill. Liquid may escape through the drinking hole when fastening the lid.
- Always ensure the lid is fastened securely before drinking.
- Always point cap away from people and from yourself when opening.
- When filled with hot liquids, keep out of reach of children.
- Not for use with carbonated beverages.

Following the instructions below to disassemble the lid for easy-cleaning

- i. Twist-open the main lid and keep the lid in the **Open** status, then flip over the lid to check the backside

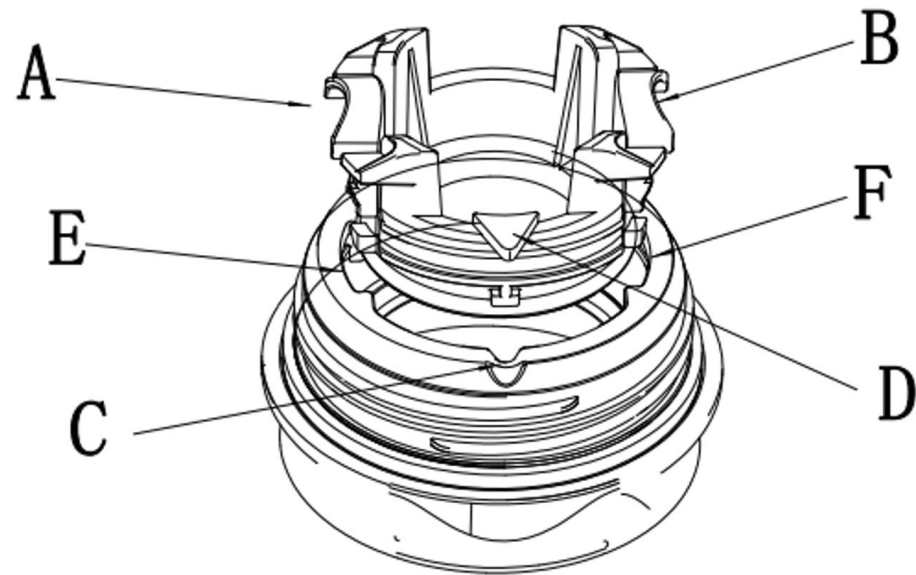


- ii. Clamp the Part A and Part B tightly and pull up the lid bottom part simultaneously, lid components are ready for clean



Following the instructions below to assemble the lid for drinking

- i. Keep Part C stay aligned with Part D; Part A & B aligned with Part E & F
- ii. Press down Part A & B simultaneously
- iii. Lid is well assembled and it stays at the **Open** status
- iv. Make sure to Twist-close the lid when filled with liquid inside tumbler when using



Ariel

16 oz / 473 ml